



 **HEDSAM X**

The new-generation  
access control system

# **Hedsam X**

## **User manual, KV15**


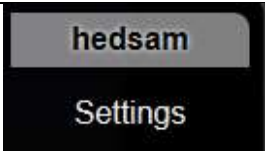

### **Extra column settings**



Oy Hedengren Security Ab | Lauttasaarentie 50 | 00200 Helsinki  
[www.hedengrensecurity.fi](http://www.hedengrensecurity.fi)

## KV15\_HEDSAM X-WEB MANUAL\_v1.2\_FI.

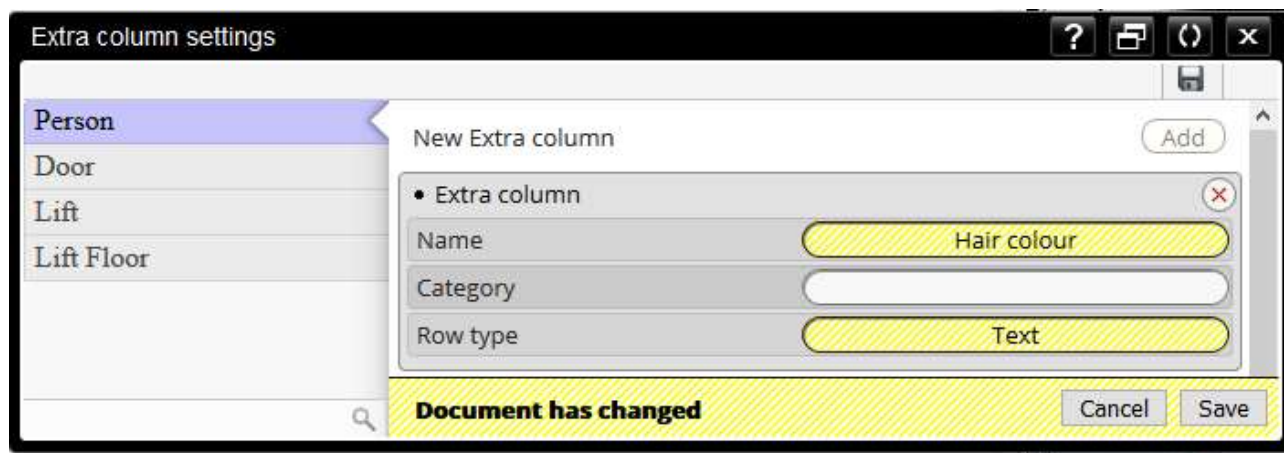
### Extra column settings

Click on the main menu "Hedengren" icon.  And from the menu select "Settings".		
In the window that opens click "User settings".		 Extra column settings

In the window that opens you can choose where to add a new extra column. Click on "Person" and click Add.



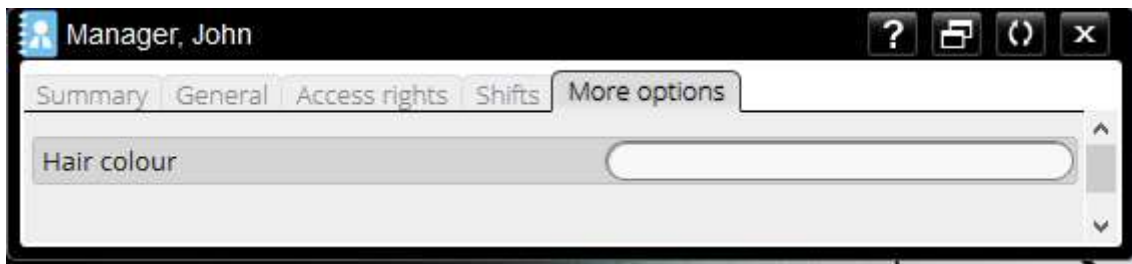
A new menu opens for the settings. Enter a name here "Hair colour", a category and select a type (text, image etc) her we select text. Click "Save".



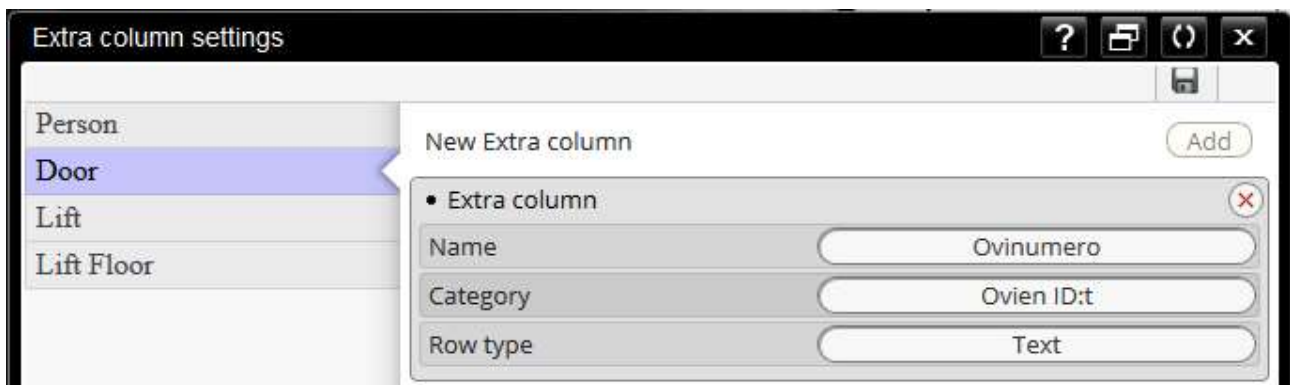
A new extra column will appear in the persons menu. Go to the persons menu by clicking persons



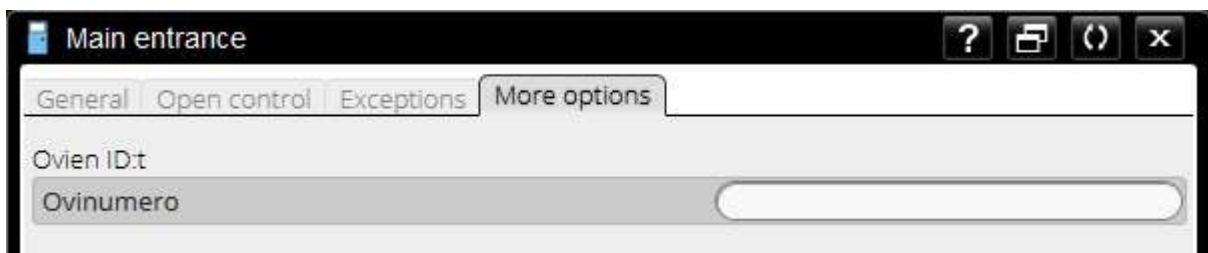
And in the "More options" page there is a new column called "Hair colour". Now you can enter a value for this data for every person.



For doors there can be made extra lines f.g door ID.



The new data will appear on the Doors menu in the page More options.



For elevators there can be made extra lines f.g what kind of an elevator. Speed. Transport etc